



FCL10

Cabinet Lock



The FSH FCL10 is a compact surface mount cabinet lock designed specifically to fit cabinets and lockers with hinged, swing through or sliding doors. They can be mounted either horizontally or vertically and are field interchangeable from Power To Open (Factory default) to Power To Lock.

The FCL10 and FCL10M are site configurable for either 12VDC or 24VDC, and the FCL10-10 is for 12 VDC operation only.

The FCL10M monitored cabinet lock provides full lock and door status monitoring with a Lock Status micro switch rated at 1A/30VDC, and a Door Status reed switch rated at max 10W (max switching contact 0.5).

Features

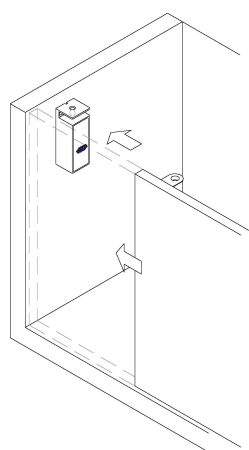
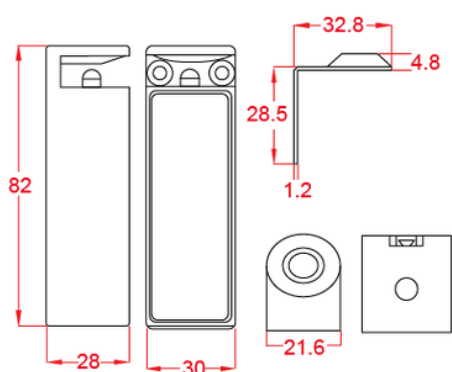
- PTO / PTL interchangeable
- Dual voltage 12/24VDC (FCL10 and FCL10M)
- 10m connection cable (FCL10-10)
- 5 year warranty
- Applications: Sliding and swing cabinet doors

Warranties	
Mechanical	5 years
Electronic	5 years

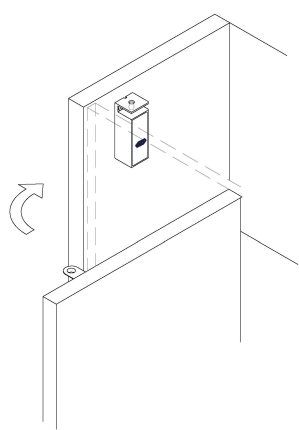
Technical specifications

Part No.	FCL10M	FCL10	FCL10-10
Function	Power To Lock (PTL) / Power To Open (PTO) field interchangeable		
Holding strength	Up to 200kg		
Voltage / Current	Dual Voltage 12VDC/24VDC. 300mA @12VDC. 150mA @ 24VDC		300mA @12VDC
Connection Cable	270mm	1m	10m
Monitoring	Monitored	Non-monitored	

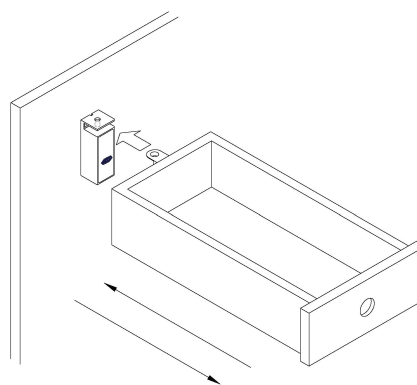
Mounting details



Lock from front in sliding door



Lock from front in a swing door



Lock from front in sliding draw